




District Health Assessment for Multiple District 103 through February 2025

District Name	Status/ Number of Months in Status *	Clubs							Membership							Member Strength		Cancellation		Reports			Finance		Leadership		
		Active Clubs	Clubs in Status Quo	Total Clubs	% Status Quo Clubs in Financial Suspension	New Clubs	Cancelled Clubs	YTD Net Club Gain/Loss	Current Members In Active Clubs	Current Members In Status Quo Clubs	Current Total Members Count	YTD Add	YTD Drop	YTD NetGrowth (includes Active and Status Quo)	YTD NetGrowth% (includes Active and Status Quo)	Member Count 12 Months Ago	Average Member Count Per Club	% of Clubs with less than 20 members	Average Cancelled Club Age	Members Lost Due to Cancelled Clubs	% of Clubs Reporting Service	% No MMR in 3 Months	% No Officer Report in 12 months	% of Clubs with balance 90+ days	Number of Zone Chairs Recorded	Number of Region Chairs Recorded	District Officers Vacancies **
103 N		103	0	103	0%	1	0	1	2044	0	2044	140	107	33	1.64%	0	20	49%	0	0	20%	2%	0%	25%	16	0	
103NIE		72	0	72	0%	0	0	0	1461	0	1461	66	73	-7	-0.48%	0	20	49%	0	0	28%	0%	0%	0%	11	0	
103 E		118	0	118	0%	1	0	1	2289	0	2289	135	142	-7	-0.30%	0	19	53%	0	0	38%	3%	0%	0%	18	0	
103 C		71	0	71	0%	0	1	-1	1369	0	1369	70	57	13	0.96%	0	19	58%	46	0	34%	4%	1%	6%	11	0	
103CC	T(14)	65	1	66	0%	0	1	-1	1232	0	1232	88	112	-24	-1.91%	0	19	65%	62	0	42%	0%	3%	2%	12	0	
103CE		61	0	61	0%	0	1	-1	1265	0	1265	49	85	-36	-2.77%	0	21	51%	68	0	38%	10%	0%	5%	9	3	
103CS		87	0	87	0%	1	1	0	2048	0	2048	141	120	21	1.04%	0	24	39%	6	0	40%	3%	0%	0%	16	0	
103CW		76	0	76	0%	1	0	1	1497	0	1497	127	90	37	2.53%	0	20	57%	0	0	51%	1%	1%	0%	12	0	
103SE		62	0	62	0%	0	6	-6	1258	0	1258	86	81	5	0.40%	0	20	52%	15	0	40%	0%	0%	0%	12	0	
103 S		110	0	110	0%	0	1	-1	2119	0	2119	156	129	27	1.29%	0	19	55%	7	0	35%	5%	0%	0%	14	0	
103SW		83	0	83	0%	0	1	-1	1521	0	1521	89	116	-27	-1.74%	0	18	61%	10	0	42%	2%	1%	2%	13	0	
103 W		76	0	76	0%	0	1	-1	1519	0	1519	69	99	-30	-1.94%	0	20	50%	24	0	28%	7%	0%	9%	10	0	
103IE	T(24)	48	2	50	0%	0	2	-2	847	0	847	58	66	-8	-0.94%	0	18	62%	30	1	40%	2%	6%	4%	5	0	
103IP	T(24)	38	1	39	100%	0	1	-1	538	12	550	31	50	-19	-3.34%	0	14	74%	1	0	36%	15%	3%	5%	4	0	
103IW		79	1	80	0%	1	1	0	1302	0	1302	76	110	-34	-2.54%	0	16	69%	69	0	28%	6%	0%	0%	10	0	
		1149	5	1154	20%	5	17	-12	22309	12	22321	1381	1437	-56	-0.25%	0	19	55%	26	1	36%	4%	1%	4%	173	3	




District Health Assessment for Multiple District 103 through February 2025

		Clubs							Membership							Member Strength		Cancellation		Reports			Finance	Leadership			
District Name	Status/ Number of Months in Status *	Active Clubs	Clubs in Status Quo	Total Clubs	% Status Quo Clubs in Financial Suspension	New Clubs	Cancelled Clubs	YTD Net Club Gain/Loss	Current Members In Active Clubs	Current Members In Status Quo Clubs	Current Total Members Count	YTD Add	YTD Drop	YTD NetGrowth (includes Active and Status Quo)	YTD NetGrowth% (includes Active and Status Quo)	Member Count 12 Months Ago	Average Member Count Per Club	% of Clubs with less than 20 members	Average Cancelled Club Age	Members Lost Due to Cancelled Clubs	% of Clubs Reporting Service	% No MMR in 3 Months	% No Officer Report in 12 months	% of Clubs with balance 90+ days	Number of Zone Chairs Recorded	Number of Region Chairs Recorded	District Officers Vacancies **
112 A		55	0	55	0%	0	0	0	1970	0	1970	68	77	-9	-0.45%	0	36	5%	0	0	35%	0%	0%	0%	0	0	
112 B		63	0	63	0%	0	1	-1	1831	0	1831	78	88	-10	-0.54%	0	29	25%	38	12	25%	0%	0%	0%	9	3	GST
112 C	T(24)	49	0	49	0%	0	3	-3	826	0	826	53	86	-33	-3.84%	0	17	69%	30	16	10%	0%	0%	0%	0	0	
112 D		93	0	93	0%	0	1	-1	2168	0	2168	87	95	-8	-0.37%	0	23	40%	46	0	10%	0%	0%	0%	0	0	
		260	0	260	0%	0	5	-5	6795	0	6795	286	346	-60	-0.88%	0	26	35%	35	28	19%	0%	0%	0%	9	3	



District Health Assessment for District 113 through February 2025

<div></div> <div>Status/ Number of Months in Status *</div>		Clubs							Membership							Member Strength		Cancellation		Reports			Finance	Leadership			
		Active Clubs	Clubs in Status Quo	Total Clubs	% Status Quo in Financial Suspension	New Clubs	Cancelled Clubs	YTD Net Club Gain/Loss	Current Members In Active Clubs	Current Members In Status Quo Clubs	Current Total Members Count	YTD Add	YTD Drop	YTD NetGrowth (includes Active and Status Quo)	YTD NetGrowth% (includes Active and Status Quo)	Member Count 12 Months Ago	Average Member Count Per Club	% of Clubs with less than 20 members	Average Cancelled Club Age	Members Lost Due to Cancelled Clubs	% of Clubs Reporting Service	% No MMR in 3 Months	% No Officer Report in 12 months	% of Clubs with balance 90+ days	Number of Zone Chairs Recorded	Number of Region Chairs Recorded	District Officers Vacancies **
113	P	23	0	23	0%	0	2	-2	867	0	867	38	59	-21	-2.36%	0	38	4%	15	24	91%	0%	0%	0%	8	0	
		23	0	23	0%	0	2	-2	867	0	867	38	59	-21	-2.36%	0	38	4%	15	24	91%	0%	0%	0%	8	0	




District Health Assessment for Ident 5795 - PRINCIPAT D'ANDORRA - UND through February 2025

Status/ District Name Number of Months in Status *		Clubs							Membership							Member Strength		Cancellation		Reports			Finance		Leadership		
		Active Clubs	Clubs in Status Quo	Total Clubs	% Status Quo Clubs in Financial Suspension	New Clubs	Cancelled Clubs	YTD Net Club Gain/Loss	Current Members In Active Clubs	Current Members In Status Quo Clubs	Current Total Members Count	YTD Add	YTD Drop	YTD NetGrowth (includes Active and Status Quo)	YTD NetGrowth% (includes Active and Status Quo)	Member Count 12 Months Ago	Average Member Count Per Club	% of Clubs with less than 20 members	Average Cancelled Club Age	Members Lost Due to Cancelled Clubs	% of Clubs Reporting Service	% No MMR in 3 Months	% No Officer Report in 12 months	% of Clubs with balance 90+ days	Number of Zone Chairs Recorded	Number of Region Chairs Recorded	District Officers Vacancies **
Ident 5795 - PRINCIPAT D'ANDORRA		1	0	1	0%	0	0	0	31	0	31	0	0	0	0.00%	0	31	0%	0	0	0%	100%	0%	0%	0	0	0
		1	0	1	0%	0	0	0	31	0	31	0	0	0	0.00%	0	31	0%	0	0	0%	100%	0%	0%	0	0	0



District Health Assessment for Ident 5867 - PRIN OF MONACO - UND through February 2025

		Clubs							Membership							Member Strength		Cancellation		Reports			Finance		Leadership		
District Name	Status/ Number of Months in Status *	Active Clubs	Clubs in Status Quo	Total Clubs	% Status Quo Clubs in Financial Suspension	New Clubs	Cancelled Clubs	YTD Net Club Gain/Loss	Current Members In Active Clubs	Current Members In Status Quo Clubs	Current Total Members Count	YTD Add	YTD Drop	YTD NetGrowth (includes Active and Status Quo)	YTD NetGrowth% (includes Active and Status Quo)	Member Count 12 Months Ago	Average Member Count Per Club	% of Clubs with less than 20 members	Average Cancelled Club Age	Members Lost Due to Cancelled Clubs	% of Clubs Reporting Service	% No MMR in 3 Months	% No Officer Report in 12 months	% of Clubs with balance 90+ days	Number of Zone Chairs Recorded	Number of Region Chairs Recorded	District Officers Vacancies **
Ident 5867 - PRIN OF MONACO		1	0	1	0%	0	0	0	30	0	30	6	11	-5	-14.29%	0	30	0%	0	0	0%	100%	0%	0%	0	0	0
		1	0	1	0%	0	0	0	30	0	30	6	11	-5	-14.29%	0	30	0%	0	0	0%	100%	0%	0%	0	0	0

\* - District Status: P - Provisional, T - Transitional.  
\*\* - District Officers Vacancies: DG - District Governor, 1st VDG - First Vice District Governor, 2nd VDG - Second Vice District Governor.